


 **15.2 million**  
people have cognitive, mental or emotional disabilities (e.g., seizures from animations)<sup>1</sup>

 **19.2 million**  
people have difficulty grasping/lifting (e.g., using a mouse)<sup>1</sup>

 **8.1 million**  
people have vision difficulties (e.g., seeing the screen)<sup>1</sup>

 **7.6 million**  
people are hearing impaired (e.g., trouble hearing audio)<sup>1</sup>

**4.2 million**  
people with disabilities in Australia (18.5% of population is disabled)<sup>3</sup>



**11.6 million**  
people with disabilities in UK (19% of population is disabled)<sup>4</sup>



**3.8 million**  
people with disabilities in Canada (13.7% of population is disabled)<sup>5</sup>



**1 billion**  
people worldwide with disabilities<sup>5</sup>



**386 million**  
people in global working-age population have disabilities<sup>1</sup>

**80%**  
unemployment rate among the persons with disabilities in some countries<sup>1</sup>



**2 of 10**  
adults live with a disability<sup>1</sup>